
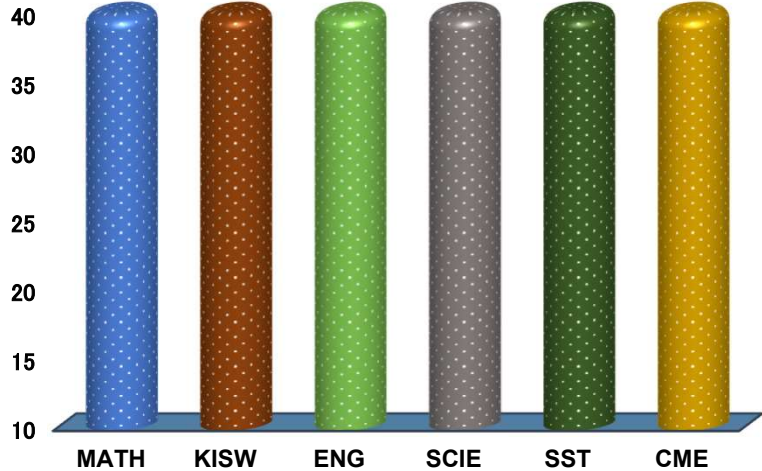


	<h1 style="margin:0;">GOD'S BRIDGE</h1>				
REGION: MBEYA	SCHOOL AVERAGE: 43.7	DISTRICT: TUKUYU			
SUBJECT AND GRADE PERFORMANCE ANALYSIS					
SUBJECT RANKING					
ENGLISH	47.2	94%	1		
CIVIC AND MORAL EDUCATION	45.9	92%	2		
KISWAHILI	43.5	87%	3		
SOCIAL STUDIES	42.2	84%	4		
MATHEMATICS	41.9	84%	5		
SCIENCE	41.7	83%	6		
SUBJECT GRADE ANALYSIS					
SUBJECT/GRADE	A	B	C	D	F
MATHEMATICS	31	10	1	0	0
KISWAHILI	38	4	0	0	0
ENGLISH	42	0	0	0	0
SCIENCE	33	9	0	0	0
SOCIAL STUDIES	35	7	0	0	0
CIVIC AND MORAL	41	1	0	0	0
OVERALL GRADE ANALYSIS					
A	41	42	51%		
B	1		1%		
C	0		0%		
D	0		0%		
F	0		0%		
CHART SUBJECT ANALYSIS					
					
BOYS VS GIRLS PERFORMANCE					
	SAT 22		SAT 20	TOTAL 42	
43%		44%			
SEATED	42	100%			
ABSENTEES	0	0%			
PASSED	42	100%			
FAILED	0	0%			

NO	NAME	SEX	MATH		KISW		ENG		SCI		SST		CME		TOTAL	AVG	GRADE	POS
1	ELIZABETH DAIMA MWASHAMBWA	F	49	A	49	A	49	A	46	A	47	A	46	A	286	47.7	A	1
2	AZIZA ABDALLAH GONZA	F	48	A	46	A	48	A	45	A	44	A	48	A	279	46.5	A	2
3	PAUL ERNEST MWITA	M	46	A	47	A	49	A	42	A	46	A	48	A	278	46.3	A	3
4	ESTER AMBELE MWASYEBA	F	47	A	46	A	47	A	44	A	42	A	48	A	274	45.7	A	4
5	DELINA LUGANO MWAKOBA	F	46	A	46	A	48	A	42	A	42	A	49	A	273	45.5	A	5.5
6	DEBORAH RAINELY HAULE	F	47	A	44	A	49	A	43	A	42	A	48	A	273	45.5	A	5.5
7	BUKERA JUMA AMOS	F	46	A	43	A	50	A	41	A	44	A	48	A	272	45.3	A	8
8	ABDUL BINGWA MWAKYUSA	M	41	A	47	A	49	A	41	A	46	A	48	A	272	45.3	A	8
9	REBECA JOHN MHAUKA	F	46	A	42	A	50	A	46	A	41	A	47	A	272	45.3	A	8
10	HARRISON OWEN MWAKYOMOLA	M	46	A	44	A	48	A	43	A	44	A	46	A	271	45.2	A	10
11	VICENT ANDONGWISYE KYANDO	M	46	A	46	A	47	A	44	A	43	A	44	A	270	45.0	A	11.5
12	FLAVIO SOSTEN DEREVA	M	45	A	45	A	49	A	40	B	43	A	48	A	270	45.0	A	11.5
13	MOUREEN MICHAEL MTOKAMBALI	F	46	A	47	A	45	A	41	A	43	A	47	A	269	44.8	A	14
14	CHRISTINA NGOLE MWANGOLE	F	46	A	45	A	48	A	43	A	43	A	44	A	269	44.8	A	14
15	FELICIAN MASTONLORD FESTO	M	45	A	44	A	48	A	41	A	45	A	46	A	269	44.8	A	14
16	JOSHUA STAPHOD MWALUBINGA	M	44	A	45	A	48	A	41	A	42	A	48	A	268	44.7	A	16
17	HELLEN BARAKA ANYIMIKE	F	42	A	45	A	46	A	43	A	41	A	49	A	266	44.3	A	17.5
18	PARDON ASPENAS TUMBO	M	37	B	44	A	48	A	43	A	47	A	47	A	266	44.3	A	17.5
19	SOPHIA ROMAN MASSAWE	F	46	A	41	A	49	A	41	A	42	A	46	A	265	44.2	A	19
20	SAMWEL CHRISTOPHER AGUSTINO	M	42	A	42	A	47	A	41	A	44	A	48	A	264	44.0	A	21
21	AMANI GIBSON KAGARUKI	M	41	A	45	A	46	A	44	A	42	A	46	A	264	44.0	A	21
22	DANIEL MPALE NSEKELA	M	41	A	45	A	44	A	45	A	43	A	46	A	264	44.0	A	21
23	JACKLINE ELISHA MHOKA	F	41	A	42	A	47	A	41	A	45	A	47	A	263	43.8	A	23
24	KELVIN GASPER GODFREY	M	45	A	44	A	48	A	38	B	40	B	46	A	261	43.5	A	25.5
25	AMANI GWAKISA MWAKATAGE	M	40	B	41	A	48	A	45	A	44	A	43	A	261	43.5	A	25.5

NO	NAME	SEX	MATH		KISW		ENG		SCI		SST		CME		TOTAL	AVG	GRADE	POS
26	RAHMA HAMISI GANDI	F	44	A	43	A	44	A	40	B	42	A	48	A	261	43.5	A	25.5
27	ERIUTEL KOSAM MWANGUPILI	M	38	B	41	A	48	A	44	A	45	A	45	A	261	43.5	A	25.5
28	MERCY ANGYELILE TENDE	F	41	A	43	A	46	A	41	A	42	A	47	A	260	43.3	A	28
29	BESTINA JOHN IBAMBALO	F	45	A	43	A	48	A	35	B	40	B	48	A	259	43.2	A	29
30	JOANITHA ROBERT KATO	F	46	A	45	A	45	A	40	B	37	B	45	A	258	43.0	A	30
31	JOHNSON JOSEPH MAPUNDA	M	45	A	41	A	48	A	41	A	34	B	48	A	257	42.8	A	31
32	GLORY ABBAS KINZASA	F	41	A	44	A	48	A	38	B	41	A	43	A	255	42.5	A	32
33	KENNEDY VICTOR BULIGA	M	34	B	43	A	46	A	42	A	43	A	45	A	253	42.2	A	34
34	LUSAJO EZEKIEL GWATENGILE	M	37	B	43	A	45	A	40	B	42	A	46	A	253	42.2	A	34
35	PRISCA LUGANO MWANJOKOLO	F	43	A	42	A	43	A	41	A	43	A	41	A	253	42.2	A	34
36	PRINCE ROMAN MASSAWE	M	36	B	40	B	47	A	41	A	43	A	45	A	252	42.0	A	36.5
37	NYASHA-NEEMA SAMUEL KATSEKERA	F	41	A	41	A	47	A	41	A	38	B	44	A	252	42.0	A	36.5
38	YUSUPH BILALI NTINI	M	40	B	42	A	44	A	41	A	36	B	43	A	246	41.0	A	38
39	PROMISE ASPENAS TUMBO	M	34	B	42	A	48	A	40	B	42	A	39	B	245	40.8	A	39
40	MECKLINE SAMORA MSHANG'A	F	31	B	40	B	45	A	41	A	42	A	45	A	244	40.7	A	40
41	ABDON AMANI MWALONGO	M	25	C	40	B	49	A	42	A	45	A	42	A	243	40.5	A	41
42	MCDONALD DIGRO GEORGE	M	31	B	39	B	46	A	39	B	32	B	44	A	231	38.5	B	42